

MERRY
CHRISTMAS



Namn: _____

Read the word and draw a line to the correct picture.



Christmas tree



star




candy cane



Christmas stocking

bow



snowman



reindeer



snowflake



glove



heart



Santa Claus



present



bauble



gingerbread man

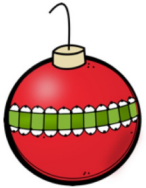


Practice the words.

Write the words.















Practice the words.

Write the words.
















Read and color.




Paint the Christmas stocking red and green. Draw a toy sticking out of the sock.



Paint the snowman's scarf with yellow and red stripes. Paint his nose orange. The Christmas gift in his hand is blue with a pink bow.




Paint the Christmas gift green and blue with a red bow and a red ribbon.



Paint Santa's mitten red and gray.


Read and color.



The three dots are blue. The top is yellow, the bottom is striped green and red.



Paint the Christmas gift pink with green dots. The band and the bow are yellow.



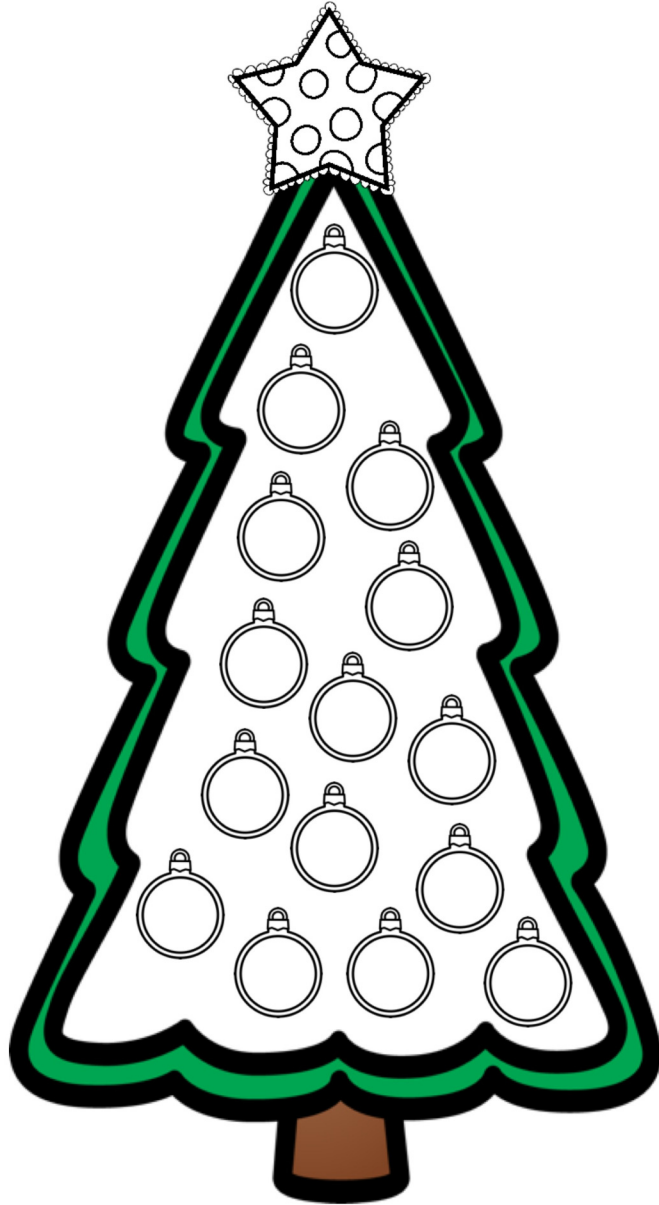
Paint the gingerbread man brown with red buttons and a red nose. His shoes and mittens are black.




The candy cane is red, green and white striped.

Decorate your own Christmas tree.

Paint the Christmas tree and then write how you have decorated it.





Which Christmas tree?


1  I want a Christmas tree that has a blue star at the top.






2  I want three red baubles and three yellow baubles in my Christmas tree.

3  I want the biggest Christmas tree.

4  I want the smallest Christmas tree.

5  I want the Christmas tree that has one Christmas present under.

6  I want the Christmas tree that has a red star at the top.



Whose Christmas present?

Read the text and then write the correct name under the present.

Kate gets the present to the right.


Jim gets the present next to Kate's.

Sarah gets the smallest present.

Natalie gets the red present with a green bow.

Dylan gets the highest present.

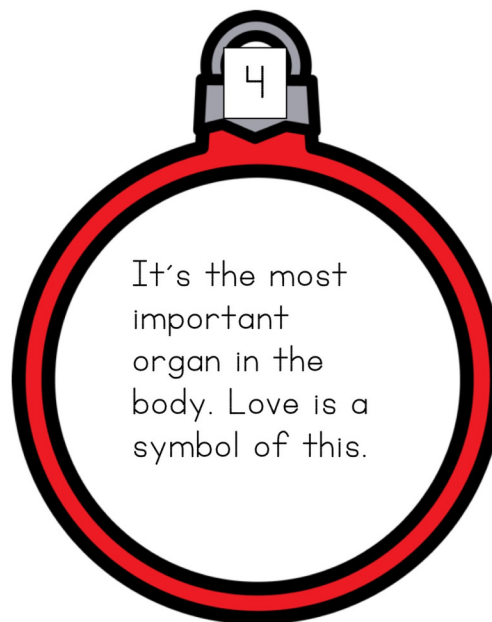
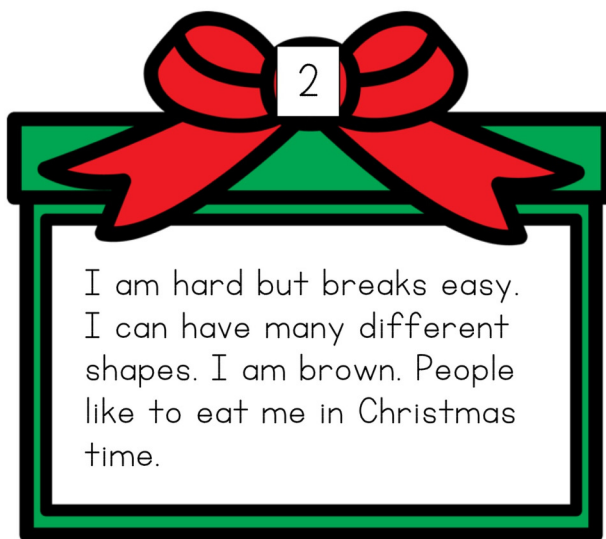
Milo gets the longest present.



How would you like your present to look?
Paint and write.

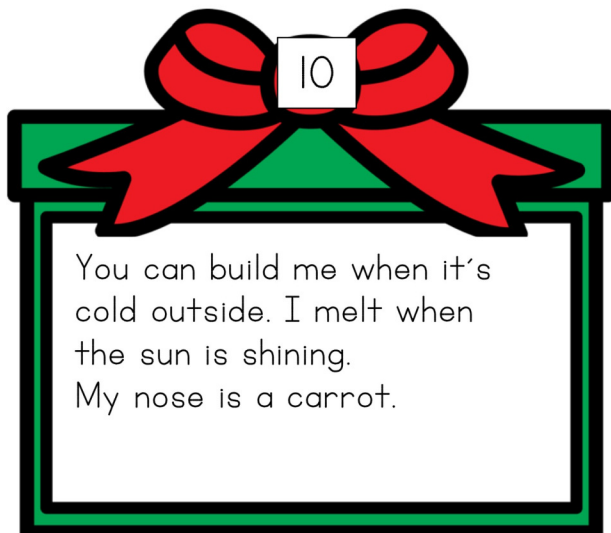
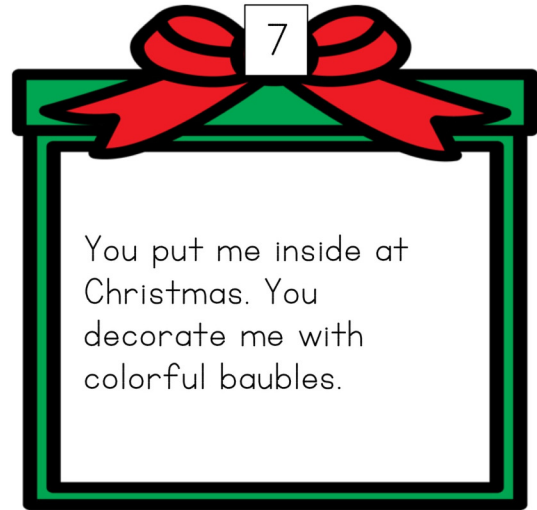


What is it?



1. It's a.....
2.
3.
4.
5.

What is it?



6. It's a.....

7.

8.

9.

10.

Word search



C A
K U
H K R B
B R V P
E X V R W T
U U L U O A
O C A N E V J L
H I I N G A S R
A D O M B J X T X D
A I E O V L F O L P
W O Q N S E P Z C G C Q
S E I P K P G Z K B N E
N N E P P X C I J I X F S P
Q O E Y R W H N B N G D H V
C R W H Q E I R G A G J W U D C
L E M X O S B I E U L V Q C K C
J A B A M B E O S R S L G G X M Z I
V U K N C C N W T B B U C Y U A J H
B R S A N A L T X M R X E R P W T R E E
T I X G U N I O Y A E W T E A T J N A T
P M J T J T D Z P X S A N K I S N A M R G H
O D V W K W Y R T B Z D X E N C P F O T M Z
B A U B L E E Z M Z Y H I Q P D K V W A M N A Y
U B F H W L T X U Q N G L O V E W S S J W T W X
A J G I K D K H A U U R U P S Z E Q O U R E G Q A V
O Y S N O W F L A K E S A N T A R X Y G P U O Q U A
S B W A
G Y X R
L B D M
V O G A

SANTA
REINDEER
CLAUS
CHRISTMAS
TREE
BAUBLE
STAR
GLOVE
HEART

CANE
CANDY
GINGERBREAD
PRESENT
SNOWFLAKE
STOCKING
BOW
SNOWMAN

Roll a reindeer.













Cut out all pieces before beginning the game.



Roll a dice to start building a reindeer.

Follow the chart to know which piece to use.

The first person to complete the reindeer wins the game.




	head	
	eyes	
	nose	
	mouth	
	antlers	
	ears	

Here is my reindeer.

Here you can glue the parts from the game with the dice.



Parts to the reindeer.





Tack för att du har laddat ner mitt material.

- Det är tillåtet att använda mitt material för privat bruk och enskilda klassuppsättningar.
- Vill du dela med dig av materialet till kollegor ber jag dig att hänvisa till min sida på skolmagi.se
- Inspireras av materialet men du får inte bearbeta eller ändra i materialet.
- Du får inte använda materialet eller bilderna för att sälja det vidare.

Hoppas att du får användning av detta i din undervisning.

Bilderna har jag köpt från

Kate Hadfield Designs

