

Ordjakt

två- och treljudsord

Förberedelser:

Skriv ut tvillingkorten och plasta in. Gör ett hål i kortet med text (välj gemener eller versaler). Häng upp dessa på skolgården, i skogen eller i klassrummet. Kortet utan text lägger du i en korg eller skål.

Så här går leken till:

Låt eleverna ta ett kort ur korgen. De får till uppgift att leta upp tvillingkortet, som hänger någonstans på skolgården/i skogen/i klassrummet.

Eleverna läser vad som står på kortet. De går sedan tillbaka och berättar vilket ord de just läst.






Eleverna tar ett nytt kort och hittar dess tvilling.





Utmaning: Be eleven sätta in ordet i en mening.


Ord som finns att läsa:

hej, jag, vi, du, ett, en, är, och, ser, kan, den, det, is, le,
har, gå, ni, tå, han, hon, två, tre, röd, blå










is




IS




le




LE



har



HAR




gå




GÅ






ni




NI




tå




TÅ



han



HAN




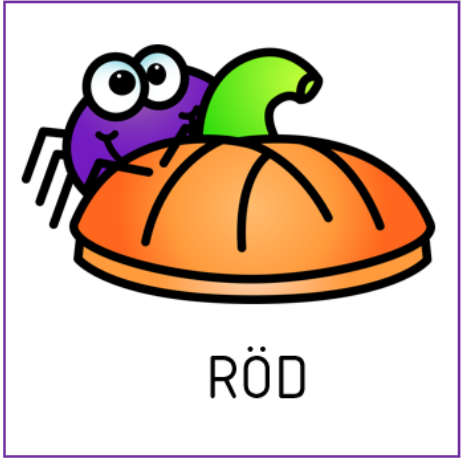







hon



HON





"Facit"

