


Klockan hel och halv



Tack för att du har laddat ner ”Klockan hel och halv”. Jag hoppas att du ska ha stor nytta av materialet i ditt klassrum tillsammans med dina elever. Jag är väldigt tacksam för din feedback, så tveka inte att höra av dig om du har frågor eller tips kring materialet!

Jag kan inte lyckas få bort den sista tomma sidan så se till att inte skriva ut den.

Jennie Graham
jennie.graham@hotmail.se



Copyright © 2019 Jennie Graham

Nedladdning av detta material är till för privat och enskild klassrumsanvändning. Kopiering för flera klasser, en hel skola eller kommersiellt syfte är förbjudet utan tillstånd. Det är förbjudet att publicera hela dokumentet eller delar av det på internet.

Om det inte är du som har laddat ned detta dokumentet, besök min sida på Teachers Pay Teachers för att ladda ned ett eget exemplar av samlingen. Länk finns nedan.

Copyright © 2019 by Jennie Graham – All rights reserved

This purchase entitles the purchaser the right to reproduce the pages for personal classroom use. Duplication for other classes, an entire school, or commercial purposes is forbidden without written permission. Copying any part of this product and publishing it on the Internet in any form is strictly forbidden.


Please be fair and do not share. If you are not the original purchaser of this file, please visit my online store at Teachers Pay Teachers (link below)

Jennie's Classroom

Graphic and font credits



KLOCKAN HEL OCH HALV




Klockan


Hel och halv


Hur mycket är klockan?


Skriv svaret på raderna under varje klocka. Titta på exemplet.





12







































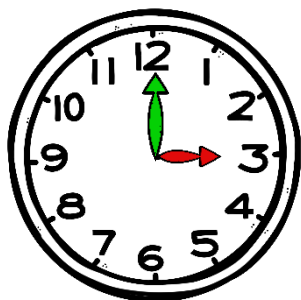





Rita timvisare och minutvisare. Titta på exemplet!

Timvisaren ska vara **röd** och kort med en pil.


Minutvisaren ska vara **grön** och lång med en pil.




3




9




6




12




8




2




10




5




7




1




11




4




halv 3




halv 9




halv 6




halv 12




halv 8




halv 2




halv 10




halv 5




halv 7








halv 1





halv 11








halv 4



Färglägg alla klockor som visar halvtimmar **röda**.



Färglägg alla klockor som visar heltimmar **gröna**.



Färglägg klockan halv 10 **gul**.

Färglägg klockan 5 **blå**.

Färglägg klockan halv 7 **rosa**.

Färglägg klockan 6 **orange**.

