



får




rocka




kanin




papegoja




noshörning



haj



orm




sjöhäst



tiger




sjöljon




isbjörn



tukan




sköldpadda



blåval




zebra




bläckfisk



späckhuggare




panda




panter



påfågel




pingvin




gris




marsvin




flodhäst




åsna




manet




lejon




apa




anka




elefant




kyckling




krabba




hund




ödla




lama




cochon




get




katt




giraff




hippopotame



flamingo



fisk



delfin

Uppgifter för djurkorten:

- En elev drar ett djurkort, övriga ställer ja- och nejfrågor för att klura ut vilket djur som dragits. Turas om att dra kort och att ställa frågor.
- Dra kort och beskriv djuret som dragits. kan göras både muntligt och skriftligt, som enskilt jobb, i par och i grupp.
- Efter att beskrivningar gjorts, kan eleverna skriva meningar och/eller berättelser.
- Översätt djurnamnen till olika språk.
- Träna på att skriva.
- Spela memory - skriv då ut varje djurkort x 2.