



poulpe



orque




panda




panthère



paon




pingouin




cochon




cochon d'Inde




hippopotame




âne




méduse




lion




singe



canard




éléphant




mouton




raie




lapin




perroquet




rhinocéros




requin




serpent




hippocampe



tigre




lion de mer




polaire



toucan




tortue




baleine bleu




zèbre




poulet




crabe




chien




alligator




alpaca




ours




chat




guépard



flamant



poisson



dauphin

Uppgifter för djurkorten:

- En elev drar ett djurkort, övriga ställer ja- och nejfrågor för att klura ut vilket djur som dragits. Turas om att dra kort och att ställa frågor.
- Dra kort och beskriv djuret som dragits. kan göras både muntligt och skriftligt, som enskilt jobb, i par och i grupp.
- Efter att beskrivningar gjorts, kan eleverna skriva meningar och/eller berättelser.
- Översätt djurnamnen till olika språk.
- Träna på att skriva.
- Spela memory - skriv då ut varje djurkort x 2.