





sheep




ray




rabbit




parrot




rhino



shark




snake




seahorse



tiger




sealion




polar bear



toucan




turtle




blue whale




zebra



octopus




penguin




jellyfish




killer whale



pig




lion




panda




guinea pig




monkey



panther




hippo




duck




peacock




donkey




elephant




kyckling




krabba




hund




alligator




alpacka



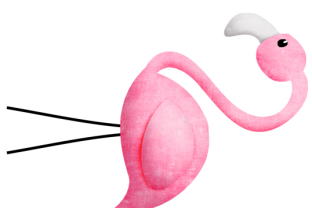
björn



katt




gepard



flamingo



fisk



delfin

## Uppgifter för djurkorten:

- En elev drar ett djurkort, övriga ställer ja- och nejfrågor för att klura ut vilket djur som dragits. Turas om att dra kort och att ställa frågor.
- Dra kort och beskriv djuret som dragits. kan göras både muntligt och skriftligt, som enskilt jobb, i par och i grupp.
- Efter att beskrivningar gjorts, kan eleverna skriva meningar och/eller berättelser.
- Översätt djurnamnen till olika språk.
- Träna på att skriva.
- Spela memory - skriv då ut varje djurkort x 2.